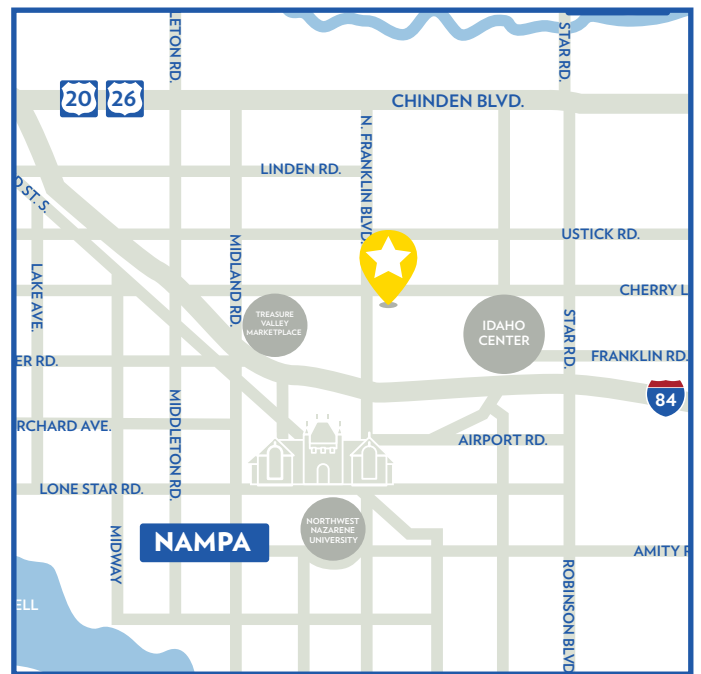
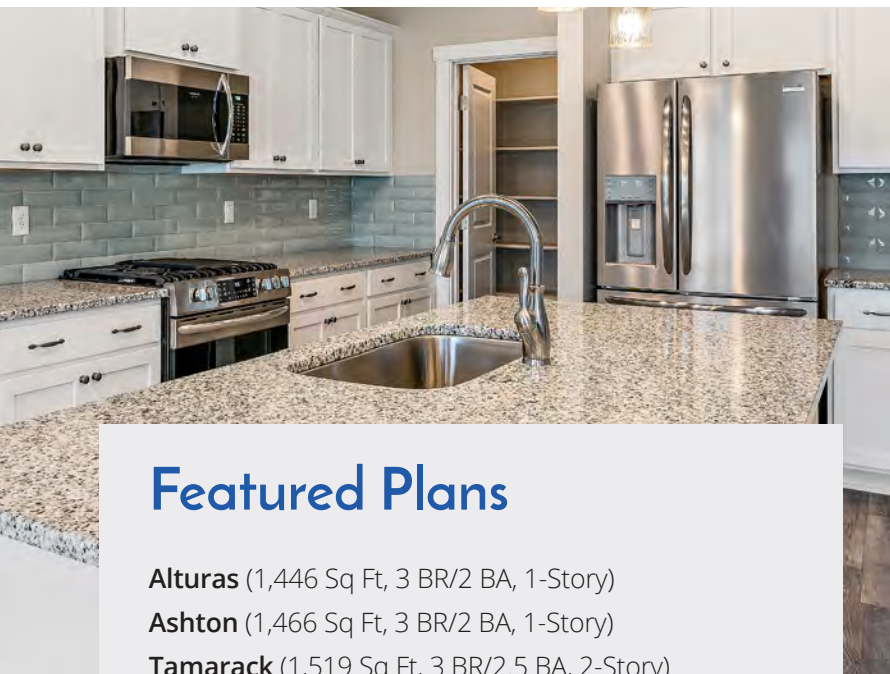


FRANKLIN VILLAGE in Nampa


Franklin Village is a charming community developed to fit any lifestyle. Conveniently located in the heart of the Treasure Valley, just minutes away from shopping, dining and entertainment, the community is within 24 miles of Downtown Boise. Choose from a variety of classic and functional one and two-story floor plans that are designed for value.

Franklin Village is next door to Orah Brandt Park, Nampa's 28-acre city park, that features a tot lot, a 10-station workout park, splash pad, rose garden and green walking paths. Plus, the community is part of the sought after Vallivue School District.



Featured Plans

- Alturas** (1,446 Sq Ft, 3 BR/2 BA, 1-Story)
- Ashton** (1,466 Sq Ft, 3 BR/2 BA, 1-Story)
- Tamarack** (1,519 Sq Ft, 3 BR/2.5 BA, 2-Story)
- Birch** (1,620 Sq Ft, 3 BR/2 BA, 1-Story)
- Monarch Bonus** (1,666 Sq Ft, 3 BR/2-3 BA, 1.5-Story)
- Tamarack Loft** (1,700 Sq Ft, 3-4 BR/2.5 BA, 1.5-Story)
- Payette** (1,880 Sq Ft, 3-4 BR/2.5 BA, 2-Story)
- Brookfield** (1,888 Sq Ft, 3-4 BR/2 BA, 1-Story)
- Crestwood** (2,009 Sq Ft, 3-4 BR/2 BA, 1-Story)
- Sapphire** (2,010 Sq Ft, 3 BR/2.5 BA, 1-Story)
- Amethyst** (2,204 Sq Ft, 3-5 BR/2.5-3 BA, 1-Story)
- Brookfield Bonus** (2,279 Sq Ft, 3-5 BR/2 BA, 1.5-Story)
- Maple Loft** (2,483 Sq Ft, 3-5 BR/2.5-4 BA, 2-Story)
- Trinity** (2,804 Sq Ft, 4-6 BR/2.5 BA, 2-Story)
- Garnet** (2,695 Sq Ft, 4-5 BR/2.5-4 BA, 2-Story)
- Opal Bonus** (2,851 Sq Ft, 3-5 BR/2.5-4 BA, 1.5-Story)
- Topaz** (3,064-3,298 Sq Ft, 4-5 BR/3.5 BA, 2-Story)
- Spruce** (3,065 Sq Ft, 4-7 BR/2.5-4 BA, 2-Story)
- Yosemite** (3,259 Sq Ft, 4-7 BR/3.5-4 BA, 2-Story)
- Agate** (3,435-3,654 Sq Ft, 4-6 BR/2.5-4 BA, 2-Story)



Directions to Community:

From West I-84 take exit 36 onto N Franklin Blvd, North on Franklin Blvd, Right on Birch Ln, Left on Cypress.



Sales Center: Franklin Village

16924 N Cornwallis Way, Nampa, ID

FRANKLIN VILLAGE



Features

New Homes in Nampa
1,446 to 3,654+ Square Feet
3-7 Bedrooms | 2-4 Bathrooms



Amenities

Next to Orah Brandt Park, a 28 Acre City Par with Tot Lot, Splash Pad, 10-Station Workout Park, Rose Garden and Green Walking Paths



Schools

Vallivue School District
East Canyon Elementary School
Sage Valley Middle School
Ridgevue High School



HOA Dues

Set Up Fee: \$250
Annual Dues: \$425
Transfer Fee: \$250



Areas of Interest



Boise Airport: Less than 25 Minutes
Boise State University: Approximately 30 Minutes
Roaring Springs Water Park: Less than 15 Minutes
Idaho Center: Less than 10 Minutes
Nampa Rec Center: Less than 20 Minutes

Hospitals & Urgent Care Centers

St. Luke's Hospital (10 Minutes)
St. Alphonsus Hospital (10 Minutes)
Urgent Care Centers (10 Minutes)

Shopping

Grocery and Retail Stores (10 Minutes)

Dining

Restaurants including Texas Roadhouse, Red Robin and Olive Garden (10-15 Minutes)